



78 CEG

SAME



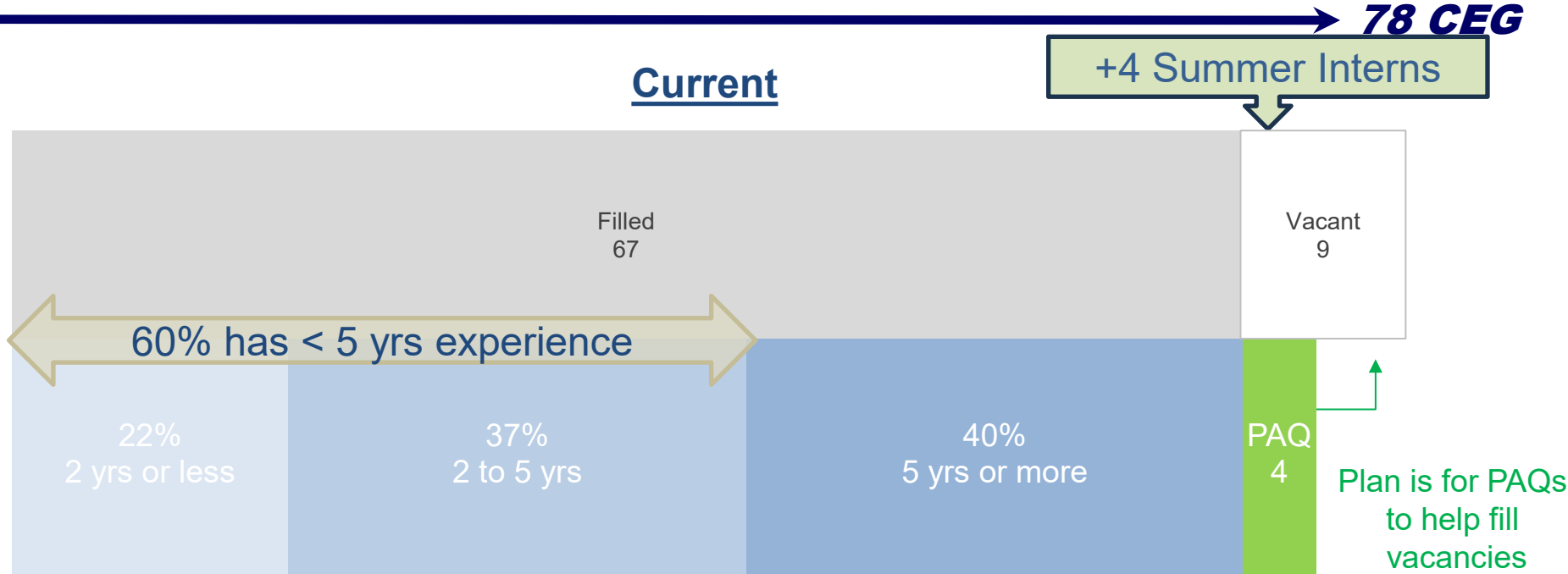
Marshall S. Wall Jr., P.E.
Chief of Engineering
Robins AFB, Georgia
19 March 2025



Manpower Breakout



78 CEG





Scope of Work



78 CEG

➤ Operate, Sustain, and Improve:

- 6,935 Acres
- 1151 Government Facilities
- 14.1M SF of Shop, Admin and Warehouse Space
- 92 Miles of Paved Roads
- 3.0M SY Aircraft Flight Line and Ramp Areas
- 600 Miles of Electrical, Water, Sewage, Gas Lines
- Total Replacement Cost = \$8.4B

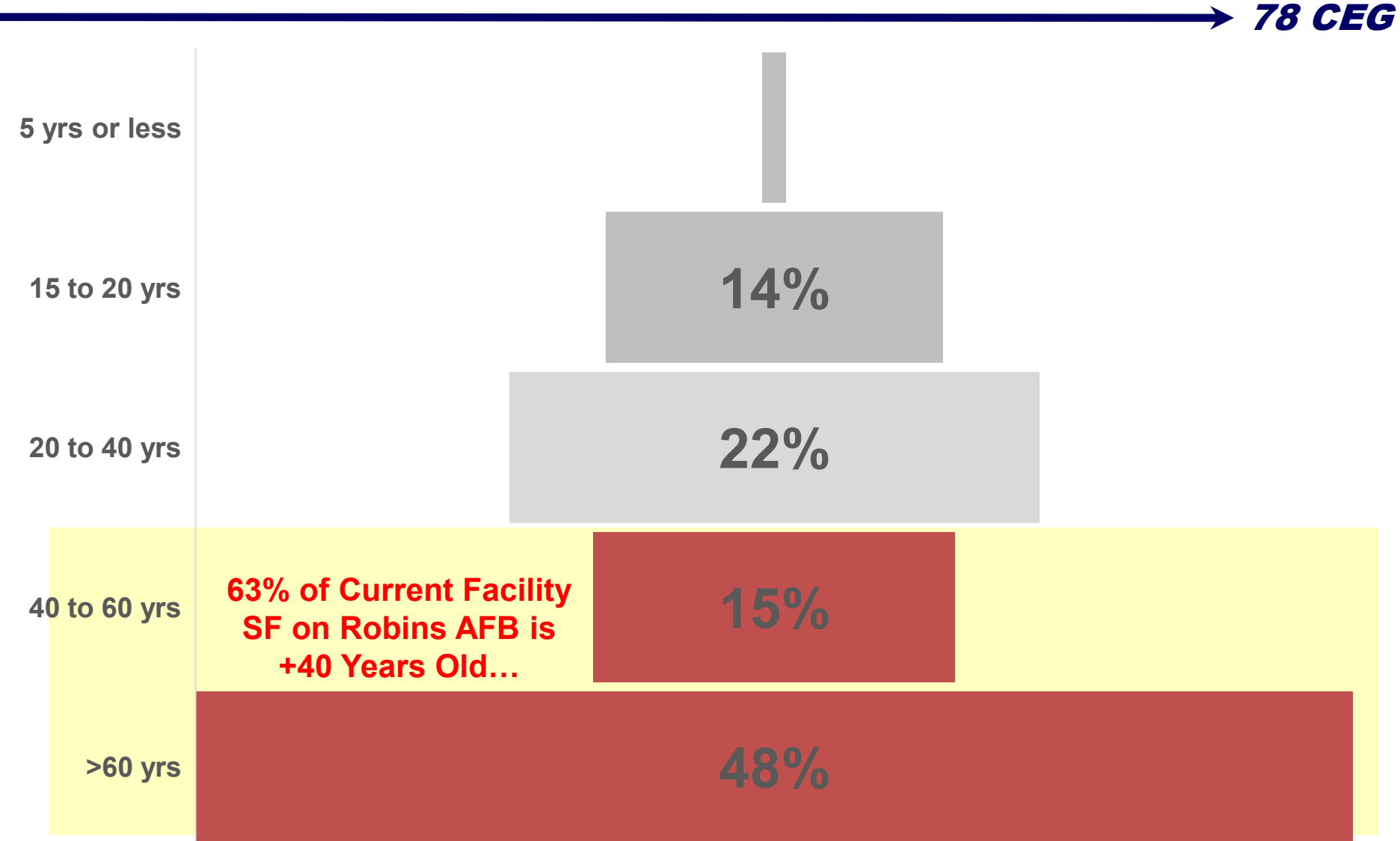
Largest Industrial Complex in Georgia



RAFB Real Property Age



78 CEG



As of Jan 2025



Facilities at Robins AFB



78 CEG

- **Total number of facilities: 1,146**
 - **Average age of facilities: 57 years old**

B110 Aircraft Hangar – Built 1942



Then



Now



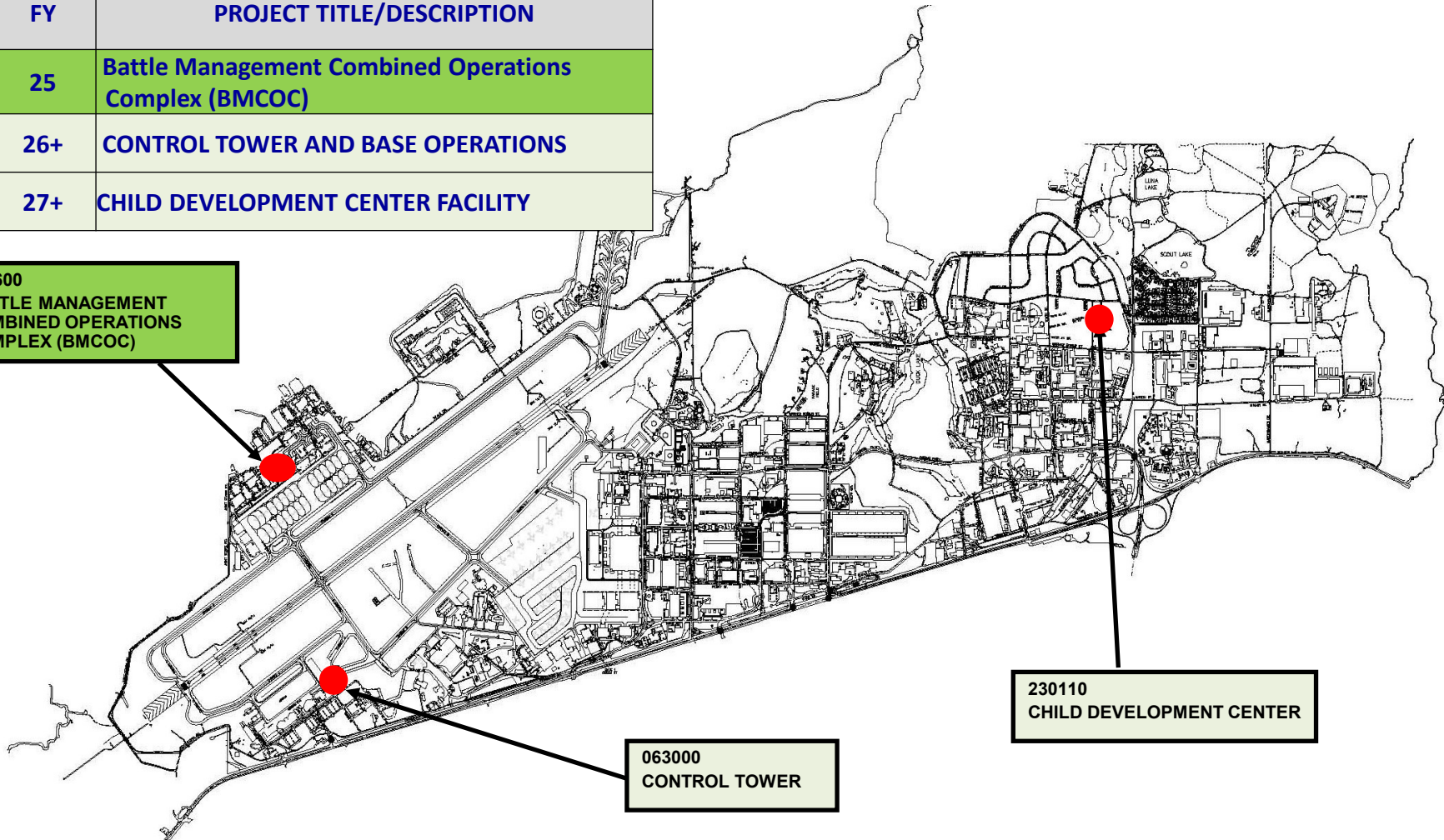
MILCON Projects



78 CEG

FY	PROJECT TITLE/DESCRIPTION
25	Battle Management Combined Operations Complex (BMCOC)
26+	CONTROL TOWER AND BASE OPERATIONS
27+	CHILD DEVELOPMENT CENTER FACILITY

**210600
BATTLE MANAGEMENT
COMBINED OPERATIONS
COMPLEX (BMCOC)**



**063000
CONTROL TOWER**

**230110
CHILD DEVELOPMENT CENTER**



Robins MILCON Prioritized 1-N List



78 CEG

BASE PRI	PREV BASE PRI	PREV MAJCOM PRI	PREV IPL PRI	ORG	MAJCOM	FY	PROJECT NO UHHZ	PROJECT TITLE/DESCRIPTION
0	0	2	27	BMCS	ACC	25	210600	Battle Management Combined Operations Complex (BMCOC)
1	1	4	129	ABW	AFMC	26	063000	CONTROL TOWER AND BASE OPERATIONS
2	11	22	387	ABW	AFMC	27	230110	CHILD DEVELOPMENT CENTER FACILITY
3	2	12	118	AMXG	AMC	28	200253	C-130J 4-DOCK MAINTENANCE HANGAR
4	3	27	160	EMXG	AFMC	29	073008	OIB ADVANCED AVIONICS SUSTAINMENT FACILITY
5	4	35	241	5 CBCS	ACC	30	153000	5 th CCG COMMUNICATIONS FACILITY
6	5	27	182	AMXG	AMC	31	200190	C-130J 4-DOCK MULTI-PURPOSE HANGAR
7	6	15	150	AMXG	AMC	31	200254	C-130J AIRCRAFT APRONS
8	8	45	N/A	SWEG	AFMC	32	240136	OIB INTEGRATED COMMON AGILE SOFTWARE FACILITY, PHASE 1
9	10	51	346	MXSG	AFMC	33	093005	OIB DEPOT QUALITY CONTROL LAB
10	9	50	320	ACSG	AFMC	34	103002	C2-ISR FACILITY (REPLACE B350)
11	7	62	586	CMXG	AFMC	30	093003	OIB COMPONENT REPAIR FACILITY

ABW Projects

ALC Projects



Robins Infrastructure. The Wicked Problem...



78 CEG

- FY20-FY28 Infrastructure Requirements	\$329M*
- FY20-FY24 AFCEC Infrastructure Investment	\$2.8M*
- FY20-FY24 Local Investment (LIPL, EOY)	\$15.2M
*Data from AFMC's June 2024 M-STAMP prepared by AFCEC	

Chiller/Steam Plants

- Operate 4 Plants at 3 locations




Wastewater Treatment Plants

- Processes 100% ALC Industrial Waste
- Upgrades Required to Sustain Current & Future Mission Growth



Water Distribution

- Avg. Age ~ 58 years



Electrical Distribution

- 3 Substations; 90 miles distribution lines
- Avg. Age ~ 53 years



5th Generation Systems – 1st Generation Infrastructure



Robins cFSRM (CTO)



78 CEG

AFCEC Centralized FSRM Funds Obligated									
AFMC	FY20	FY21	FY 22	FY23	FY24	FY25 - Approved Pending Execution	Total	% of Total Funds	Relative PRV % of the installation
Robins	\$894,277	\$1,642,623	\$12,947,718	\$15,999,911	\$3,671,144	\$0	\$35,155,673	3.35%	6.23%

FY20: Demo - \$894,277.00

FY21: Design - \$705,034.57; Demo - \$937,588.00

FY22: Design - \$611,102.82; Demo - \$9,675,395.42; ERR - \$2,661,220.00

FY23: Design - \$2,338,512.21; Construction - \$3,111,365.06; ERR - \$10,550,033.06

FY24: Construction - \$3,671,144.00

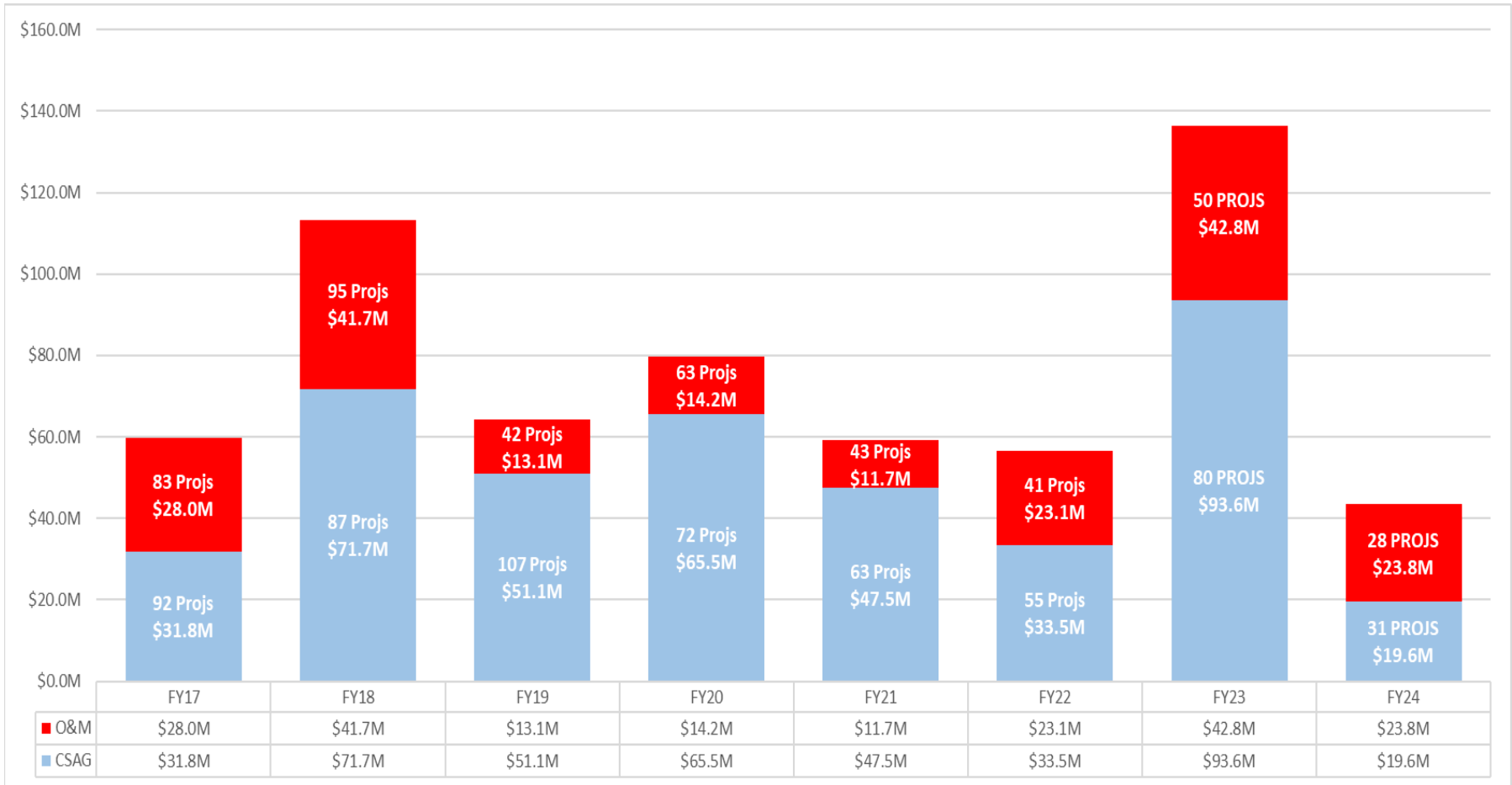
Last 5 Years: \$6.8M Construction; \$13.2M ERR; \$11.5M Demo



Construction Program



78 CEG



**Operations and Maintenance (O&M)
Consolidated Sustainment Activity Group (CSAG)**



FY25-27 Project Breakdown



78 CEG

Expected 3yr Program ~\$245M

Reno

Utility

Fire Prtn

HVAC

Addition

Other

Roof

D...

P..



IDIQ Contracts



→ **78 CEG**

Title	Contract Years	Contract Expire	Contract Limit	Current Obligations	% Remaining
SABER II	5	15-Sep-25	\$55M	\$45.7M	17%
Paving	5	23-Aug-26	\$40M	\$10.3M	74%
Paint	5	31-Aug-26	\$4M	\$2.3M	43%
AE II	5	21-Apr-26	\$30M	\$19.4M	35%
ECC	5	22-Jul-27	\$45M	\$9.8M	78%
CEMACC III	5	11-Apr-28	\$300M	\$71.7M	76%
Mech/Elec II	5	14-Aug-29	\$95M	\$3.3M	97%
FY25 SABER	5		\$4M		EAD: AUG 25
FY26 AE II	5		\$30M		EAD: APR 26
FY26 PAINT	5		\$4M		EAD: AUG 26
FY26 PAVING	5		\$40M		EAD: AUG 26

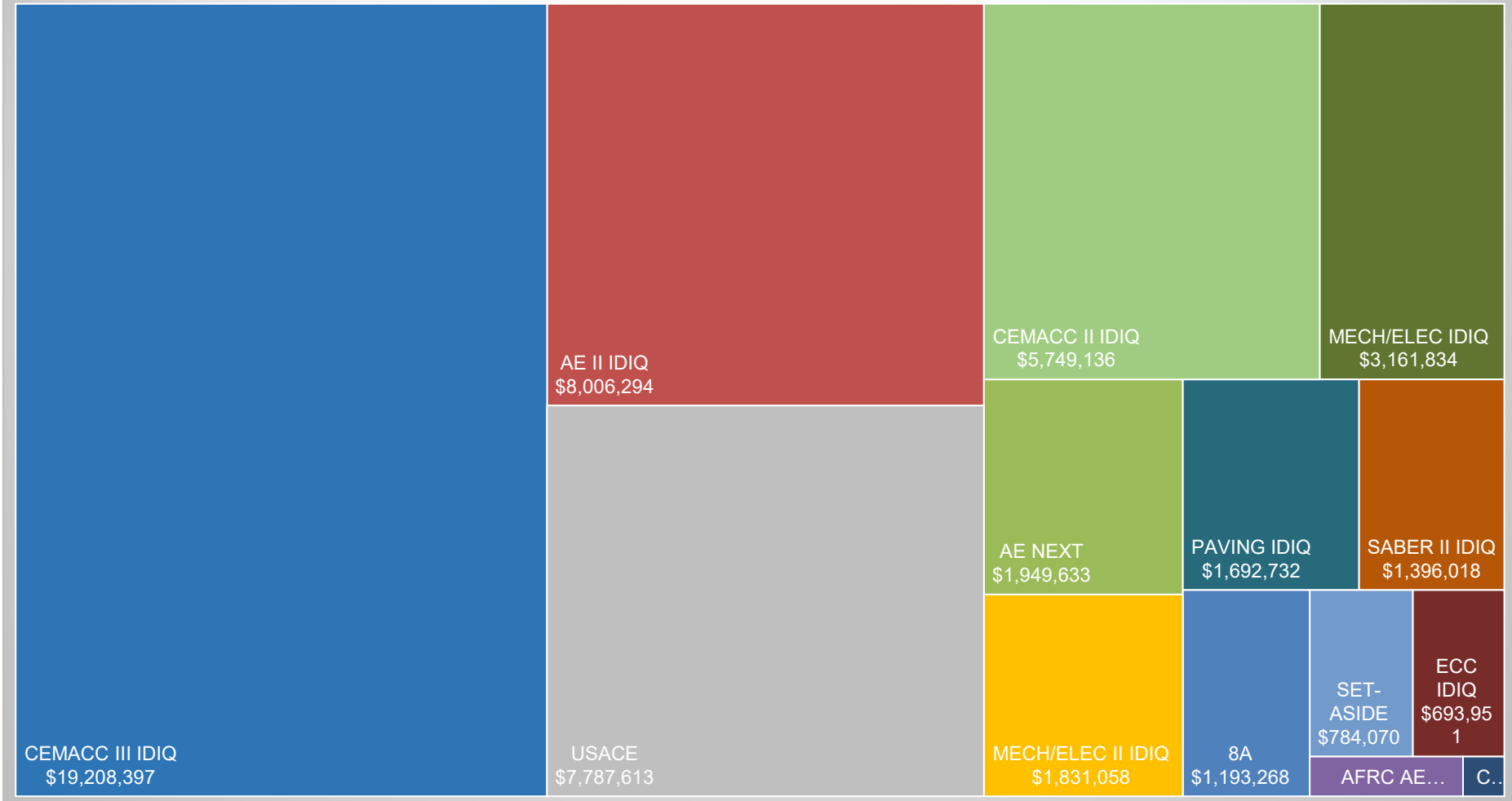


Construction Program



78 CEG

FY24 METHOD OF EXECUTION

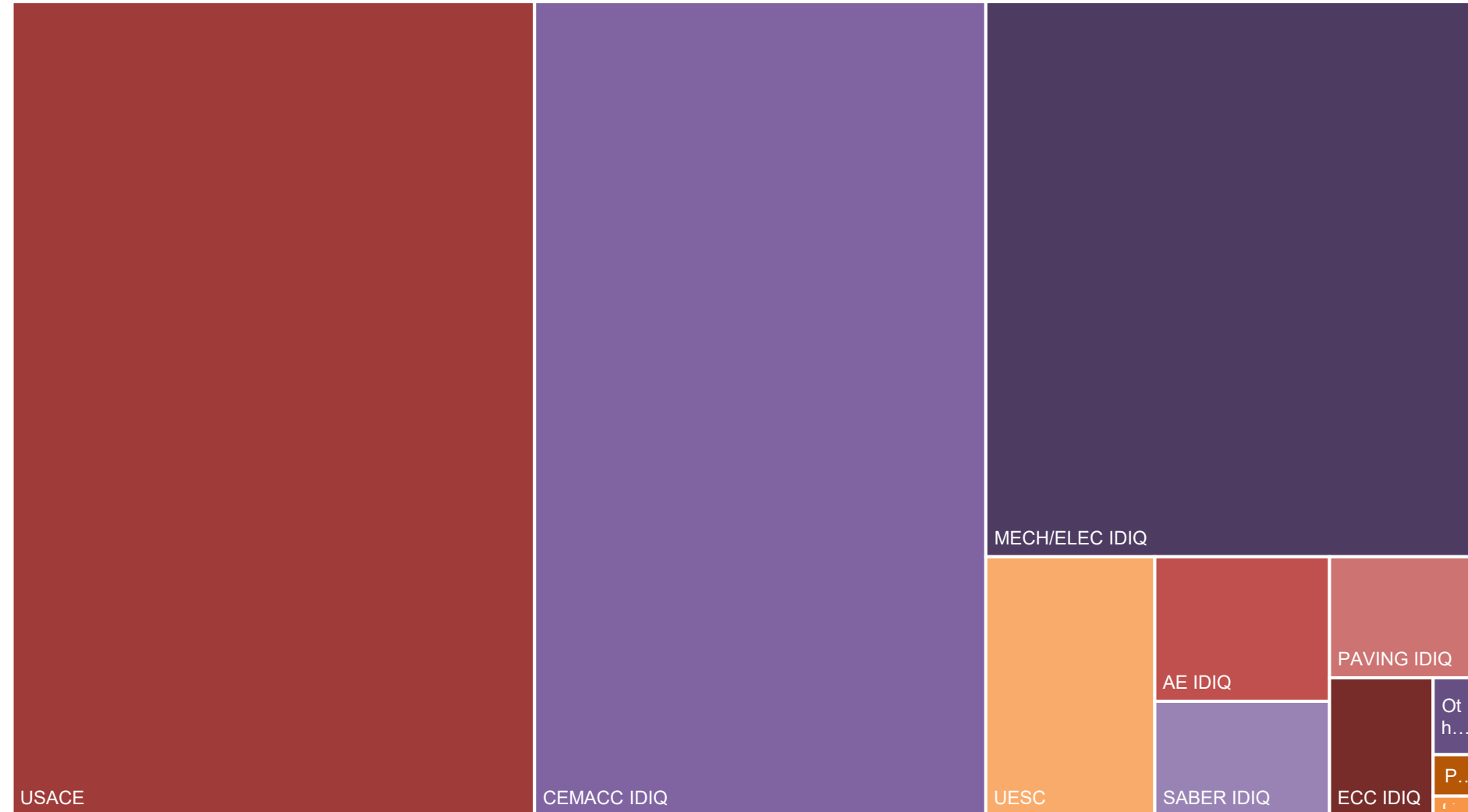




FY25-27 Project Breakdown



78 CEG





CEN Tools

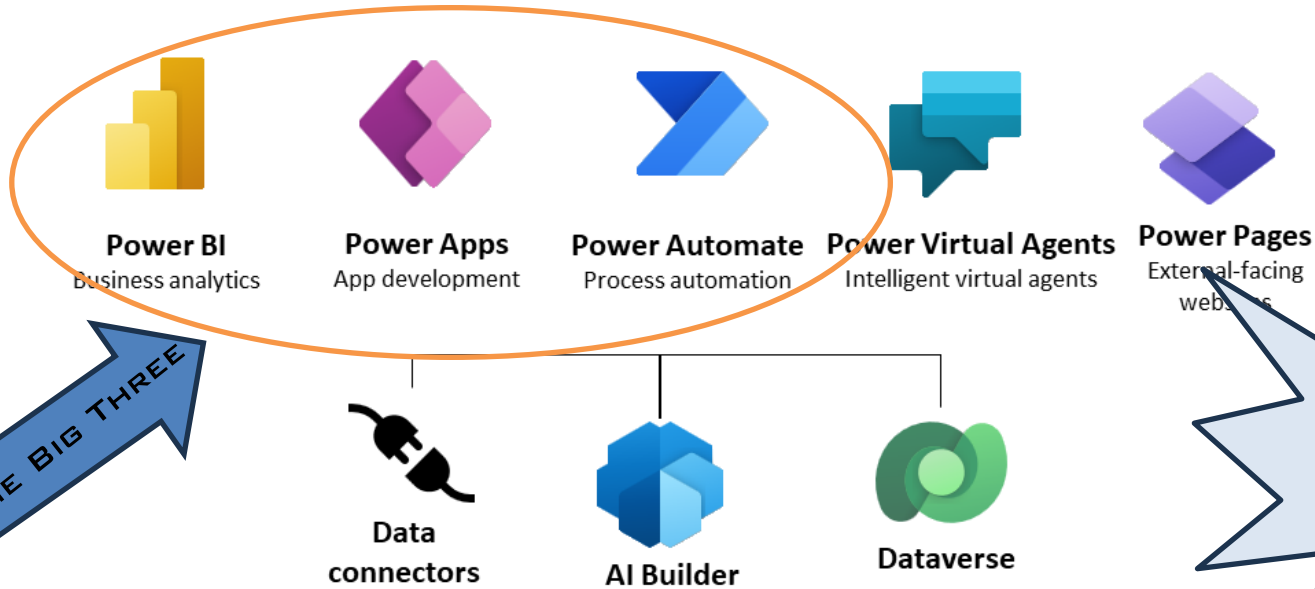


78 CEG

CEN Teams developing tools to aid with project management.



The low code platform that spans Microsoft 365, Azure, Dynamics 365, and standalone apps.



Works with MS Teams and SharePoint!!!



CEN Tools



78 CEG

CEN AOP Report

Home
Gate 1
Gate 2
Gate 3
Gate 4
Gate 5

Current Projects

1649 Gate 0	85 Gate1Q	16 Gate 1	20 Gate3Q	21 Gate3	17 Gate4Q	22 Gate 4	11 Gate5Q	93 Gate5
----------------	--------------	--------------	--------------	-------------	--------------	--------------	--------------	-------------

Historic Average

Gate 0 1.73K Days	Gate 1 41 Days	Gate 3 48 Days	Gate 4 103 Days	Gate 5 258 Days
-------------------------	----------------------	----------------------	-----------------------	-----------------------

3 Month Average

Gate 0 31 Count	Gate 1 35 Days	Gate 3 42 Days	Gate 4 85 Days	Gate 5 398 Days
-----------------------	----------------------	----------------------	----------------------	-----------------------

Updated: 6/5/2024



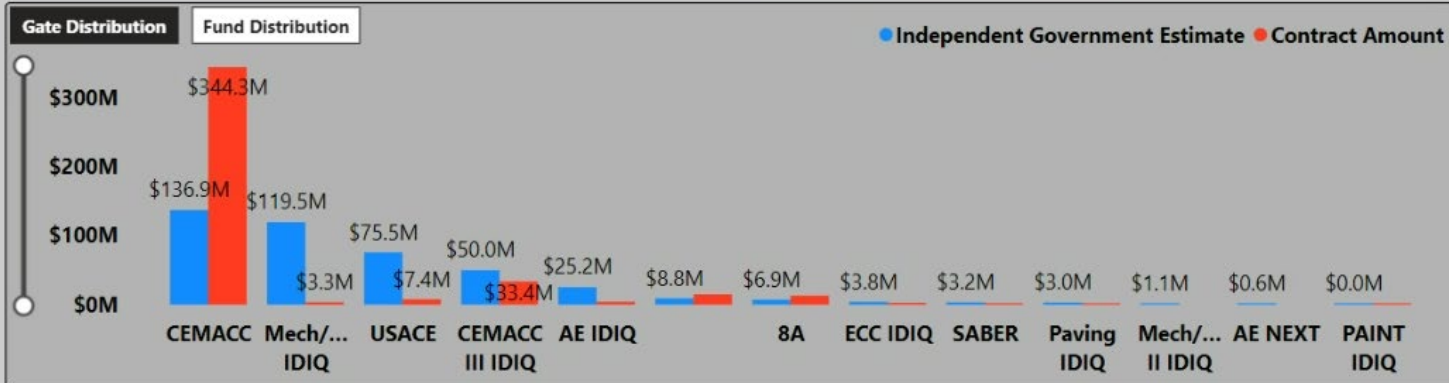
CEN Tools



78 CEG

- Execution Utilization
- Programming Utilization
- Support Utilization
- Execution Projects
- Programming Projects
- Projects_Execution

Execution Projects





Discussion/Questions



78 CEG

